



Stitech Co., Ltd
Tel: 080-556-5553



Smart [3]

Elegant, efficient, versatile and safe.

GEWISS



Ed. **01**
2017



red dot award 2017
winner lighting design



reddot award 2017
winner lighting design



Smart [3] Smart [3] S Smart [3] C

A SOLUTION FOR EVERY CONTEXT

ELEGANT

The compact **design** and geometry of these new luminaires have been intentionally built around leading edge LED technology, creating a minimal aesthetic in any installation. This quality of design led to **Smart [3]** receiving the **Red Dot Award** for Product Design in 2017 - one of the most prestigious annual international design accolades, awarded by a jury of 40 experts.

EFFICIENT

The **Smart [3]** range provides a **50% reduction in energy consumption** compared to traditional luminaires. And the **Smart [3] S** version is twice as energy efficient as fluorescent luminaires: high emission values can be obtained with **less absorbed power**, reducing the number of luminaires required, making savings on lighting while providing high visual comfort.



Smart [3], the range of LED watertight luminaires patented by GEWISS, now has two new versions: **Smart [3] S** and **Smart [3] C**. Efficiency, a long lifespan, versatility, elegant lines, high levels of protection and safety. The new GEWISS luminaires are the ideal solution for the **relamping** of:

- car parks and garages
- food factories and sanitation environments
- industrial environments
- outdoor areas underneath roof shelters
- warehouses
- circulation areas
- storage areas
- supermarkets
- railway stations
- bus terminals
- shopping centres

VERSATILE

The opal or transparent shield with its longitudinal prismatic surface makes **Smart [3]** the perfect installation solution not only in industrial contexts but also in places where the **practicality** and **design** of the watertight device **are features that can't be ignored**. The **Smart [3]** devices display all their versatility via a significant added value factor that makes installation far easier: a **variable fixing centre distance**.

SAFE

The choice of materials and the design logic of these new luminaires guarantee optimum safety during use and excellent resistance to impact, accidental knocks, water jets, humidity, foreign bodies and dust. In addition, the standard version of **Smart [3]** offers up to **5 years' warranty**, with over 60,000 operating hours.



Smart [3]

A new concept in LED Lighting

The new **Smart [3]** LED watertight luminaires boast excellent **technical performance** and **extremely compact design**. Made entirely of polycarbonate, they're ideal in installation contexts with a height of less than 4 metres. They stand out on the market for their higher degree of protection against the penetration of dust or liquid (**IP69**), not to mention optimum impact resistance (**level IK08**). The three sizes available - 800mm, 1200mm and 1600mm - make these GEWISS luminaires ideal for **relamping in various types of context**. Lastly, the versions of **Smart [3]** equipped with the **DALI** dimming function are especially suitable for energy consumption control. The versions with stand-alone feed-through wiring can be fitted with an emergency KIT (3-hour duration).

- **OPTIMUM LIGHTING PERFORMANCE.** **Smart [3]** comes in three different sizes **and offers a vast choice of lighting packages**, reaching an emission level of 6900lm with the 1600mm twin lamp version, for a total absorbed power level of 53W (130lm/W).
- **FEED-THROUGH WIRING.** The **Smart [3]** versions with feed-through wiring allow the continuous-row installation of several devices, ensuring the perfect alignment of the luminaires thanks to the specific accessory (supplied as standard with the product).
- **L80B20 60,000 hours and 5 YEARS' WARRANTY.** Thanks to the high GEWISS qualitative standard, **Smart [3]** is able to withstand operating temperatures up to +50°C, and comes with an extended 5-year warranty.
- **3-HOUR EMERGENCY KIT.** A **3-hour emergency unit** is available for suspended or ceiling mounted stand alone models with feed-through wiring.



GEWISS



Smart [3] S

One size, maximum power

Smart [3] S is a high-power LED luminaire (**67W**) that comes in one single size - **1600mm** - with a **light emission level of more than 8000lm**. Versatile and innovative, when installed in new systems it's the **ideal solution for energy efficiency** as it notably reduces the number of luminaires required, compared with the versions using traditional technology. In existing systems, it's highly valued for its **easy installation; in fact, the variable fixing centre distance** means there's no need for interventions on the electrical system.

- **IDEAL FOR HIGHER CEILING**S. The **Smart [3] S** version is ideal for installation in particularly high-ceilinged rooms (more than 4 metres).

Smart [3] C


Compact size, low consumption

Smart [3] C is a "compact" model, guaranteeing excellent energy efficiency levels in the 800mm version in particular: reduced power (**35W**) but high lumen output (over 4000lm). For lighting efficiency that reaches **116 lm/W** in the version with transparent shield.

- **TWO SIZES, TWICE THE SAVINGS**. **Smart [3] C** is the new GEWISS range of LED watertight luminaires in two different sizes: **800mm and 1200mm**. These GEWISS devices are designed to **optimise efficiency in terms of lm/W, and offer lighting packages that guarantee top results**. The 800mm versions of **Smart [3] C** are the perfect solution when replacing 2x36W watertight luminaires that use traditional technology, whereas the 1200mm versions can replace the traditional 2x58W models. Always with the support of innovative LED technology.

Smart [3] ELEGANT, EFFICIENT, VERSATILE AND SAFE.

Stitech Co., Ltd
Tel: 080-556-5553



Technical characteristics	Smart [3]			Smart [3]Ⓢ	Smart [3]ⓐ	
	800 mm	1200 mm	1600 mm	1600 mm	800 mm	1200 mm
Sizes (length)	800 mm	1200 mm	1600 mm	1600 mm	800 mm	1200 mm
Equivalent sizes (W)	1/2x18 W	1/2x36 W	1/2x58 W	2x80W	2x36W	2x58W
IP66 Degree of protection against dust penetration (IP6X) and high-pressure water jets (IPX6).	✓	✓	✓	✓	✓	✓
IP69 Degree of protection against dust penetration (IP6X) and high-pressure water jets (IPX9).	✓	✓	✓	✓	✗	✗
IK08 Mechanical impact resistance is expressed by the symbol IK, followed by two numbers: the higher the number, the greater the impact resistance of the surface. 08 indicates that a weight of 1.7kg was dropped from a height of 300mm using a shock energy factor of 5 joules.	✓	✓	✓	✓	✓	✓
Ta -20°C +35°C Room temperature: device operating range.	✓	✓	✓	✓	✓	✓
Ta -30°C +50°C Room temperature: device operating range.	✓	✓	✓	✗	✗	✗
Class II Device with double or reinforced insulation on the accessible conductive parts. A Class II device does not require an earth connection.	✓	✓	✓	✓	✓	✓
DALI (Digital Addressable Lighting Interface) - a lighting management protocol.	✓	✓	✓	✗	✗	✗
3h EMERGENCY KIT	✓	✓	✓	✗	✗	✗
LOW FLICKER FLICKER is the irritating fluttering effect emitted directly by LED devices and visible to the naked eye: the lower it is, the better the visual comfort level.	✓	✓	✓	✓	✓	✓
3-YEAR WARRANTY	✓	✓	✓	✓	✓	✓
5-YEAR WARRANTY	✓	✓	✓	✗	✗	✗

✓ Available ✗ Not available



TRANSPARENT SHIELD



GW S3 236 T



WIRED VERSIONS - IP66/IP69 - CLASS II



CONSTANT
CURRENT
DRIVER



Code	Length	LED number	Colour temperature	System power	Nominal flux (lm)	Lumen output (lm)	Weight (kg)	Pack Carton
Voltage: 220/240V - 50/60 Hz - Stand alone								
GW S3 118 T	800mm	36	4000 K (CRI 80)	15W	2000	1670	1.5	1/90
GW S3 136 T	1200mm	54	4000 K (CRI 80)	20W	3010	2510	2	1/90
GW S3 158 T	1600mm	72	4000 K (CRI 80)	26W	4020	3340	2.5	1/90
GW S3 218 T	800mm	42	4000 K (CRI 80)	26W	4140	3450	1.5	1/90
GW S3 236 T	1200mm	63	4000 K (CRI 80)	43W	6200	5180	2	1/90
GW S3 258 T	1600mm	84	4000 K (CRI 80)	53 W	8290	6900	2.5	1/90

Voltage: 220/240V - 50/60 Hz - DALI

GW S3 118 TD	800mm	36	4000 K (CRI 80)	18W	2000	1670	1.5	1/90
GW S3 136 TD	1200mm	54	4000 K (CRI 80)	22W	3010	2510	2	1/90
GW S3 158 TD	1600mm	72	4000 K (CRI 80)	27W	4020	3340	2.5	1/90
GW S3 218 TD	800mm	42	4000 K (CRI 80)	27W	4140	3450	1.5	1/90
GW S3 236 TD	1200mm	63	4000 K (CRI 80)	45W	6200	5180	2	1/90
GW S3 258 TD	1600mm	84	4000 K (CRI 80)	55W	8290	6900	2.5	1/90

Versions with 3000K (-30K) or 5700K (-57K) LED available upon request.

NOTE: due to the continuous changes with the LED technologies, the technical data can undertake variations


The nominal flux refers to Tj=85°C.

Suitable for installation indoors and outdoors (when protected from direct exposure to UV rays).

Maximum operating temperature: +50°C.

ACCESSORIES: female connector (closure cap on through-line versions only).

Photometric distributions



Transparent shield

For further commercial information, refer to the LIGHTING catalogue.

Smart [3] ELEGANT, EFFICIENT, VERSATILE AND SAFE.

Stitech Co., Ltd
Tel: 080-556-5553

OPAL SHIELD



GW S3 236 P



WIRED VERSIONS - IP66/IP69 - CLASS II



CONSTANT
CURRENT
DRIVER



Code	Length	LED number	Colour temperature	System power	Nominal flux (lm)	Lumen output (lm)	Weight (kg)	Pack Carton
Voltage: 220/240V - 50/60 Hz - Stand alone								
GW S3 118 P	800mm	36	4000 K (CRI 80)	15W	2000	1540	1.5	1/90
GW S3 136 P	1200mm	54	4000 K (CRI 80)	20W	3010	2320	2	1/90
GW S3 158 P	1600mm	72	4000 K (CRI 80)	26W	4020	3090	2.5	1/90
GW S3 218 P	800mm	42	4000 K (CRI 80)	26W	4140	3200	1.5	1/90
GW S3 236 P	1200mm	63	4000 K (CRI 80)	43W	6200	4800	2	1/90
GW S3 258 P	1600mm	84	4000 K (CRI 80)	53 W	8290	6400	2.5	1/90
Voltage: 220/240V - 50/60 Hz - DALI								
GW S3 118 PD	800mm	36	4000 K (CRI 80)	18W	2000	1540	1.5	1/90
GW S3 136 PD	1200mm	54	4000 K (CRI 80)	22W	3010	2320	2	1/90
GW S3 158 PD	1600mm	72	4000 K (CRI 80)	27W	4020	3090	2.5	1/90
GW S3 218 PD	800mm	42	4000 K (CRI 80)	27W	4140	3200	1.5	1/90
GW S3 236 PD	1200mm	63	4000 K (CRI 80)	45W	6200	4800	2	1/90
GW S3 258 PD	1600mm	84	4000 K (CRI 80)	55W	8290	6400	2.5	1/90

Versions with 3000K (-30K) or 5700K (-57K) LED available upon request.


NOTE: due to the continuous changes with the LED technologies, the technical data can undertake variations
The nominal flux refers to Tj=85°C.

Suitable for installation indoors and outdoors (when protected from direct exposure to UV rays).

Maximum operating temperature: +50°C.

ACCESSORIES: female connector (closure cap on through-line versions only).

Photometric distributions



Opal shield

TRANSPARENT SHIELD - FEED-THROUGH WIRING



GW S3 236 TL



WIRED VERSIONS - IP66/IP69 - CLASS II

Code	Length	LED number	Colour temperature	System power	Nominal flux (lm)	Lumen output (lm)	Weight (kg)	Pack Carton
Voltage: 220/240V - 50/60 Hz - Stand alone								
GW S3 136 TL	1200mm	54	4000 K (CRI 80)	20W	3010	2510	2	1/90
GW S3 158 TL	1600mm	72	4000 K (CRI 80)	26W	4020	3340	2.5	1/90
GW S3 236 TL	1200mm	63	4000 K (CRI 80)	43W	6200	5180	2	1/90
GW S3 258 TL	1600mm	84	4000 K (CRI 80)	53 W	8290	6900	2.5	1/90
Voltage: 220/240V - 50/60 Hz - DALI								
GW S3 136 TLD	1200mm	54	4000 K (CRI 80)	22W	3010	2510	2	1/90
GW S3 158 TLD	1600mm	72	4000 K (CRI 80)	27W	4020	3340	2.5	1/90
GW S3 236 TLD	1200mm	63	4000 K (CRI 80)	45W	6200	5180	2	1/90
GW S3 258 TLD	1600mm	84	4000 K (CRI 80)	55W	8290	6900	2.5	1/90

Versions with 3000K (-30K) or 5700K (-57K) LED available upon request.

NOTE: due to the continuous changes with the LED technologies, the technical data can undertake variations
The nominal flux refers to Tj=85°C.


Suitable for installation indoors and outdoors (when protected from direct exposure to UV rays).

Maximum operating temperature: +50°C.

ACCESSORIES: female connector (closure cap on through-line versions only).

Up to 25 devices can be installed in a continuous row.

Photometric distributions



OPAL SHIELD - FEED-THROUGH WIRING



GW S3 236 PL



WIRED VERSIONS - IP66/IP69 - CLASS II



Code	Length	LED number	Colour temperature	System power	Nominal flux (lm)	Lumen output (lm)	Weight (kg)	Pack Carton
Voltage: 220/240V - 50/60 Hz - Stand alone								
GW S3 136 PL	1200mm	54	4000 K (CRI 80)	20W	3010	2320	2	1/90
GW S3 158 PL	1600mm	72	4000 K (CRI 80)	26W	4020	3090	2.5	1/90
GW S3 236 PL	1200mm	63	4000 K (CRI 80)	43W	6200	4800	2	1/90
GW S3 258 PL	1600mm	84	4000 K (CRI 80)	53 W	8290	6400	2.5	1/90
Voltage: 220/240V - 50/60 Hz - DALI								
GW S3 136 PLD	1200mm	54	4000 K (CRI 80)	22W	3010	2320	2	1/90
GW S3 158 PLD	1600	72	4000 K (CRI 80)	27W	4020	3090	2.5	1/90
GW S3 236 PLD	1200mm	63	4000 K (CRI 80)	45W	6200	4800	2	1/90
GW S3 258 PLD	1600mm	84	4000 K (CRI 80)	55W	8290	6400	2.5	1/90

Versions with 3000K (-30K) or 5700K (-57K) LED available upon request.

NOTE: due to the continuous changes with the LED technologies, the technical data can undertake variations

The nominal flux refers to Tj=85°C.

Suitable for installation indoors and outdoors (when protected from direct exposure to UV rays).

Maximum operating temperature: +50°C.

ACCESSORIES: female connector (closure cap on through-line versions only).

Up to 25 devices can be installed in a continuous row.

Photometric distributions



Opal shield

COMPLEMENTARY ITEMS



GW S3 192

COMPLEMENTARY ITEMS FOR INSTALLATION

Code	Description	Pack Carton
GW S3 191	Pair of brackets for surface-mounting at 30° or 45°	1/10
GW S3 192	Male connector 2P 10A	1/10
GW S3 193	Adapter for solid conduit Ø 20mm	1/10
GW S3 194	Male connector 4P 10A	1/10

EMERGENCY KIT



GW S3 195

Code	Description	Autonomy	Pack Carton
GW S3 195	Emergency kit for SMART[3]	3h	1

NOTES: Ni-Mh accumulators. 3-hour autonomy with 24h recharge time.

Device suitable for the emergency use of versions with feed-through wiring only.

ACCESSORIES: input cable with male/female connector; output cable with female connector.

For further commercial information, refer to the LIGHTING catalogue.

Smart [3] ELEGANT, EFFICIENT, VERSATILE AND SAFE.

Stitech Co., Ltd
Tel: 080-556-5553



TRANSPARENT SHIELD



GW S3 280 TS

WIRED VERSIONS - IP66/IP69 - CLASS II



CONSTANT
CURRENT
DRIVER



Code	Length	LED number	Colour temperature	System power	Nominal flux (lm)	Lumen output (lm)	Weight (kg)	Pack Carton
Voltage: 220/240V - 50/60 Hz - Stand alone								
GW S3 280 TS	1600	90	4000 K (CRI 80)	67W	9450	8220	2.5	1/90

Versions with an opal shield are available upon request.

NOTE: due to the continuous changes with the LED technologies, the technical data can undertake variations


The nominal flux refers to Tj=85°C.

Suitable for installation indoors and outdoors (when protected from direct exposure to UV rays).

Maximum operating temperature: +35°C.

ACCESSORIES: female connector (closure cap on through-line versions only).

Photometric distributions



Transparent shield



TRANSPARENT SHIELD - FEED-THROUGH WIRING



GW S3 280 TLS

WIRED VERSIONS - IP66/IP69 - CLASS II



CONSTANT
CURRENT
DRIVER



Code	Length	LED number	Colour temperature	System power	Nominal flux (lm)	Lumen output (lm)	Weight (kg)	Pack Carton
Voltage: 220/240V - 50/60 Hz - Stand alone								
GW S3 280 TLS	1600	90	4000 K (CRI 80)	67W	9450	8220	2.5	1/90

Versions with an opal shield are available upon request.

NOTE: due to the continuous changes with the LED technologies, the technical data can undertake variations.

The nominal flux refers to Tj=85°C.


Suitable for installation indoors and outdoors (when protected from direct exposure to UV rays).

Maximum operating temperature: +35°C.

Up to 25 devices can be installed in a continuous row.

ACCESSORIES: female connector (closure cap on through-line versions only).

Photometric distributions



Transparent shield





TRANSPARENT SHIELD



GW S3 236 TC

WIRED VERSIONS - IP66 - CLASS II



CONSTANT CURRENT DRIVER



Code	Length	LED number	Colour temperature	System power	Nominal flux (lm)	Lumen output (lm)	Weight (kg)	Pack Carton
Voltage: 220/240V - 50/60 Hz - Stand alone								
GW S3 236 TC	800	45	4000 K (CRI 80)	35W	4725	4050	1.5	1/90
GW S3 258 TC	1200	72	4000 K (CRI 80)	56W	7560	6700	2	1/90

Versions with an opal shield are available upon request.

NOTE: due to the continuous changes with the LED technologies, the technical data can undertake variations


The nominal flux refers to Tj=85°C.

Suitable for installation indoors and outdoors (when protected from direct exposure to UV rays).

Maximum operating temperature: +35°C.

ACCESSORIES: female connector (closure cap on through-line versions only).

Photometric distributions



Transparent shield



TRANSPARENT SHIELD - FEED-THROUGH WIRING



GW S3 280 TLC

WIRED VERSIONS - IP66 - CLASS II



CONSTANT CURRENT DRIVER



Code	Length	LED number	Colour temperature	System power	Nominal flux (lm)	Lumen output (lm)	Weight (kg)	Pack Carton
Voltage: 220/240V - 50/60 Hz - Stand alone								
GW S3 258 TLC	1200	72	4000 K (CRI 80)	56W	7560	6700	2.5	1/90

Versions with an opal shield are available upon request.

NOTE: due to the continuous changes with the LED technologies, the technical data can undertake variations.

The nominal flux refers to Tj=85°C.

Suitable for installation indoors and outdoors (when protected from direct exposure to UV rays).

Maximum operating temperature: +35°C.

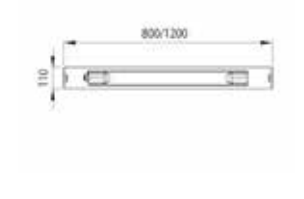
Up to 25 devices can be installed in a continuous row.

ACCESSORIES: female connector (closure cap on through-line versions only).

Photometric distributions



Transparent shield



For further commercial information, refer to the LIGHTING catalogue.

Smart [3] ELEGANT, EFFICIENT, VERSATILE AND SAFE.

Stitech Co., Ltd
Tel: 080-556-5553

GEWISS



Visit www.gewiss.com and follow us on:



Stitech Co., Ltd
Tel: 080-556-5553

www.stitech.co.th

PB 22433 EN - 07-17

